

# MASSAGER SAFETY SET UP AND USAGE



## PRESSURE

Attach desired accessory tip to Pocket **Power**Massager™ prior to turning the device on. Once device is turned on, position massager with the tip facing the desired area for massage. If you are using a powered tip follow proper protocol before starting your session with The Pocket **Power**Massager™.



### TURN ON

To power the device, press the Ⓞ button once, which is located on the grip of the handle. A constant light will illuminate indicating it has powered on.



### TURN OFF

To power down the device, cycle through the 4 speeds and press The Ⓞ button a fifth time.



### MASSAGE SPEEDS

The Pocket **Power**Massager™ has 4 myofascial massage speeds. Click the Ⓞ button to cycle through each of the 4 speed levels.



### SMART MODE

To activate Smart Mode, double-click the Ⓞ button. You will see the four lights flashing at the same time. The speed and frequency of the device is controlled by your pressing force applied during therapy.

## Specifications


- ✓ Battery: 2600 mAh, LG cells
- ✓ Power: 12 W
- ✓ Battery Endurance: 3-4 hours
- ✓ Charging Time: 2-3 hours
- ✓ Massage head: 1\*ball, 1\*bullet, 1\*universal adapter
- ✓ Speeds: 4-speed, 1800/2100/2500/3200 rpm
- ✓ Net Weight: 460 g
- ✓ Product size: 140\*84\*40 mm
- ✓ Amplitude: 6 mm
- ✓ Charging: DC, 5V 2A

\*The TimTam Pocket **Power**Massager™ with the provided, certified TimTam cable with the correct safety sensor so it will function properly.

## Pocket **Power**Massager™

### SPECIFICATIONS

The **Pocket **Power**Massager™** is your go to compact powerhouse massager to give you the recovery treatment you need whenever you need it. With its slim profile, the **Pocket **Power**Massager™** is ultraportable so you can take it with you wherever you want. When you need recovery but don't have access to the Pro or All New, don't sweat it! The **Pocket **Power**Massager™** will get you recovered in no time.



Compatible with all of the TimTam **Power**Massager™ tips via the included adapter.



### TRAVEL READY

Our smallest **Power**Massager™ makes this the ultimate road trip companion.



### ERGONOMIC DESIGN

T shaped handle and small diameter allows an effortless one handed operation.



### SILENT & POWERFUL

Don't let the size fool you. The Pocket is a **Power**Massager™ which means serious percussion performance with an unmatched stall force in this compact size.



### MULTI-FUNCTIONAL

We included the universal adapter that allows you to connect all of the TimTam **Power**Massager™ tips.




# TIMTAM

## MODERN RECOVERY FOR ALL

## Pocket **Power**Massager™

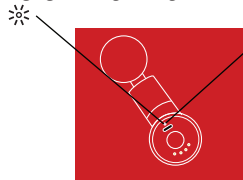
## CHARGING INSTRUCTIONS

- 1 Connect the provided USB Type-C cable and plug it into the charging port of the Pocket **Power**Massager™.



- 2 Plug the USB end into a USB charger port or a wall adapter which then goes into an proper rated outlet.

**Charging:** Blinking LED Light      **Charge:** Solid LED Light



- 3 Unit may be recharged at any time and at any battery level. It is not recommended to fully deplete the battery level. Recharge the unit regularly to best prolong battery life.



### MAINTENANCE , CLEANING AND STORAGE

- Use a towel or soft cloth to wipe any moisture from unit.
- Store in a cooler area.
- Keep unit away from heat sources, liquids, and inexperienced individuals.

## WARNINGS & CAUTION



Please consult with a licensed health professional before you use the **Pocket Power**Massager™. As use of the product could cause complications if you have certain preexisting conditions such as but not limited to; headaches, joint issues, implanted devices, surgery, pregnancy and diabetes. It is highly advised that children should be supervised when using the **Pocket Power**Massager™.

Do not attempt to disassemble or assemble the **Pocket Power**Massager™ as this could increase the risk of electric shock, fire, or exposure to battery chemicals and also render the product defective.

Store the **Pocket Power**Massager™ in a cool, dry place. Storing in areas with higher temperatures or an area that has direct exposure to sunlight, may render the product defective.

Keep away from liquid as any contact with this substance may potentially render the product defective.

After intense use, allow a cool down phase of 20 minutes before reusing.

Do not leave the cable plugged in after the the **Pocket Power**Massager™ has been been fully charged as this may lead to reduction of useful life or damage to the internal battery.

Unplug the cable when not in use. Additionally, make sure the cable is easily visible so that it will not be stepped on or subjected to damage or stress. Be sure to replace damaged cable immediately.

The TimTam Pocket **Pocket Power**Massager™ should be charged indoors in a well ventilated, dry location. Charging outdoors near location that has the potential of becoming a wet surface or exposing the charger to moisture, rain, snow or heat may damage it. Furthermore, do not use or charge the product in the presence of potentially flammable locations as this could generate a fire.

Do not slam the product on any surface as this could render the product defective.

Excess Weight on the TimTam **Pocket Power**Massager™ may damage or break the unit during normal intended use.

Please keep your fingers away from the shaft in between the massage tip and the plastic body when the TimTam **Pocket Power**Massager™ is powered on.

## WARRANTY

If you did not purchase your product directly from TimTam, please contact the appropriate TimTam business entity, dealer or retailer, from whom you directly purchased the product for warranty and return authorization procedures.

The TimTam Pocket **Pocket Power**Massager has a 1 year warranty if purchased from [www.timtam.tech](http://www.timtam.tech) or our official Amazon store. An additional, extended warranty is available for select items on our website and can be purchased when placing your order. If you purchased from a different seller, contact them for warranty support.

Email [support@timtam.tech](mailto:support@timtam.tech) to find out if your item(s) is eligible for an extended warranty. TimTam will repair or replace the product, or necessary components, free of charge if Tim Tam All New fails due to a defect in material or workmanship.

To have it repaired or replaced under the warranty, it must be reviewed to ensure there is a valid warranty. Upon confirmation, TimTam will email you a return authorization form and instructions on sending the product to TimTam.

Warranty will be voided if damage was caused by misuse or abuse, accidents such as liquids including but not limited to water or lotions, attachment of any foreign accessories, unauthorized repairs or modifications, improper use of electrical power supply, loss of power, variation in line voltage, dropped product, deterioration of the delivered product resulting from abnormal storage and/or safeguarding conditions on the client's premises, damage exceeding the cost of the product, malfunction or damage of an operating part from failure to adhere to our recommended maintenance, or failure to provide the dated proof of purchase.

To obtain warranty service on your product, email [support@timtam.tech](mailto:support@timtam.tech) with the following information:

- The product that is not working.
- If you purchased the product at [www.timtam.tech](http://www.timtam.tech), the email used to purchase the product.
- Pictures and or Video explaining what the issue is.

This warranty provided herein shall be the sole and exclusive warranty. There shall be no other warranties expressed or implied, including any implied warranty of merchantability or fitness, or any other obligation on the part of the company with respect to products covered by this warranty. TimTam shall have no liability for any incidental, consequential or special damages. In no event shall this warranty require more than the repair or replacement of any part or parts which is found to be defective within the effective warranty period. No refunds will be given. If replacement parts for defective materials are not available, TimTam reserves the right to make product substitutions in lieu of repair or replacement.

This warranty does not extend to the purchase of opened, used, repaired, repackaged and/or resaled products, including but not limited to sale of such products on Internet auction sites and/or sales of such products by surplus or bulk resellers. Any and all warranties or guarantees shall immediately cease and terminate as to any products or parts thereof which are repaired, replaced, altered, or modified without the prior express and written consent of TimTam.

This warranty provides you with specific legal rights, however some states and countries do not allow a limitation of damages, so the foregoing limitation may not apply to you.

This warranty is initiated and executed by

TT Therapeutics LLC  
9119 Highway 6 South Suite 230 Box 186 Missouri City, TX 77459  
[support@timtam.tech](mailto:support@timtam.tech)

